



NRA
30EE™
G U I D E B O O K

Presented by:



Smith & Wesson®

NRA Sports

3 Gun Experience

Guidebook

A Publication of the National Rifle Association of America
Produced by the NRA Recreational Programs & Ranges Division



Second Edition – 2014
©National Rifle Association of America

All rights reserved. Printed in the United States of America.
This book may not be reprinted or reproduced in whole or in part by mechanical means, photocopying, electronic reproduction, scanning, or any other means without the express written permission of the National Rifle Association of America.

For more information, write to:

National Rifle Association,
Outdoor Recreational Programs
11250 Waples Mill Road, Fairfax, VA 22030.

NRA Sports 3 Gun Experience Guidebook

Participants all over the country will attend an NRA Sports 3 Gun Experience event to obtain the education and training that they desire. It is essential that the standards, program objectives, and agenda formats contained in this guidebook be followed as closely as possible in order to ensure national program conformity. For questions regarding hosting an NRA Sports event please contact NRA Outdoor Recreational Programs at (800) 672-7435 (option 3), email at nrasports@nrahq.org or visit <http://nrasports.nra.org/3-gun-shooting-events.aspx> for details.

Presented by:



Smith & Wesson®

Contents

Introduction/Planning/Recruit Volunteers & NRA Certified Instructors	5
Event Preparation/Code of Conduct/Promotion and Marketing/NRA Staff Support/Registration	6
Facility/Range Layout	7
Management/Equipment/Purchasing Firearms for 3 Gun Experience/Target Selection & Construction	8
Budget	9
Grant Funding/Event Sponsors/Insurance/Releases	11
Appendix 1: Safety Briefing	13
Appendix 2: First Aid	14
Appendix 3: Checklist	15
Appendix 4: Sample Agreement	16
Appendix 5: Registration Form	17
Appendix 6: Photo Release	18
Appendix 7: Budget Worksheet	19
Appendix 8: Event Flyer	20
Appendix 9: Terminology	21
Appendix 10: Vendor List	22



Presented by:



Smith & Wesson®

Introduction

NRA Sports is proud to present a fun, exhilarating and physical activity to expose new and intermediate shooters to the fastest growing action shooting sport in the world, 3 Gun. This is a safe, family-fun, mildly competitive, recreational event. Utilizing modern sporting .22 rifles, .22 pistols and shotguns, as well as AirSoft rifles, pistols, and shotguns, this activity is designed to fully equip each participant with the same firearms and ammunition; giving them a level playing field. Depending on how the shooting course is staged, participants may also have to demonstrate their athletic and tactical abilities.

This guidebook is intended to provide a starting point to help clubs and ranges develop their own 3 Gun Experience, all while reaching new shooters and encouraging existing members to continue to show their support with this new and exciting activity. The information contained within this document can be modified to fit the needs of each individual range facility.

Planning Your NRA Sports 3 Gun Experience

To qualify, the event must be promoted as an NRA Sports 3 Gun Experience event in all paperwork, advertisements, media pieces and handouts. Any club or range can apply to conduct an NRA Sports 3 Gun Experience event.

You must register your NRA Sports Shooting Activity 90 days before the event date. To register your event, you will need to submit an application and fee of \$20.00 to the Brownells/NRA Day Program. The application fee covers marketing of your event, 50 t-shirts, 15 staff hats, unlimited participant certificates, unlimited staff certificates, NRA Sports lapel pins, the Winchester/NRA Marksmanship Qualification Book and the NRA Gun Safety Rules Brochure.

NRA Sports Shooting Activities can occur anytime during the calendar year. The club can decide the duration of the event, whether it will be a one day event or multiple days. Events do not have to be both 3 Gun Experience .22 and 3 Gun AirSoft. You may choose to do one or the other, or the club can even conduct both events as long as space and volunteers allow it.

For registration, please visit <http://nraday.nra.org/> or call us at (800) 672-7435 (option 3) for more information.

Recruit Volunteers and NRA Certified Instructors

Volunteers and Instructors are vital to the success of an NRA Sports 3 Gun Experience event. It takes a good team of people to accomplish the work involved. It takes several volunteers to handle registration, prepare lunch (if you are offering lunch), and manage logistics.

NRA Instructors, Range Safety Officers, and experienced and knowledgeable people are needed on the range to conduct range safety briefings, explain firearm safety, make sure the firearms or AirSoft guns are in working condition, and be on the firing line with the participant when they are running through the course of fire. NRA Instructors and volunteers will need to be able to set targets the day before and also help in the cleanup process on the final day.

NRA Sports 3 Gun Experience events will need to have a minimum of two current NRA Certified Instructors and/or Range Safety Officers present. Anticipate needing, at a minimum, 2-to-3 volunteers to help run your AirSoft event (per bay setup), and 4-to-6 for a .22 event (per bay setup). This number of volunteers will help monitor the participants on the firing line, spectators, and participants waiting to shoot, as well as loading magazines, fixing targets if the need arises and scoring. Ideally, you will work with your club Range Safety Officers on filling these volunteer positions.

If you need your volunteers to become Range Safety Officers, please contact a Chief Range Safety Officer to conduct a course for your club. To find available Range Safety Officer courses, please visit: www.nrainstructors.org.

Event Preparation

Before the event, meet with all of the people who will be providing instruction on the firing line and provide them guidelines for teaching safe firearm handling and marksmanship fundamentals. Make sure all instructors are familiar with the types of firearms and/or AirSoft guns they will be using. The more prepared and competent the instructors, the smoother things will run. Remember, valuable volunteers are hard to find. Make sure when running an NRA Sports 3 Gun Experience event, that you allow for volunteers to have plenty of breaks and try and rotate positions every 2-to-3 hours. Volunteers can be recruited from other shooting clubs and organizations in the area, the Department of Natural Resources (DNR), local police departments, as well as other community resources.

Code of Conduct

Volunteers for an NRA Sports 3 Gun Experience event should take pride in all that takes place for the event. This event could be a person's first exposure to shooting and/or the NRA. Volunteers must present themselves in a positive manner. Volunteers and club/range staff must also be aware of any public statements that could result in negative consequences.

Promotion & Marketing

Advertisement and promotion are key elements that influence the success of an NRA Sports 3 Gun Experience event. A well planned promotional ad should be implemented a minimum of two months prior to the event. Get the word out! Start early! Make sure that your club members and surrounding public know about this event! Email club members, post the event flyer on your club bulletin board, contact your local newspaper to run an ad, post flyers at local grocery stores, sportsmen's clubs, guns shops, malls, sporting goods stores, and also post the event on the club's Facebook page or other social networking sites.

NRA Publication Announcement

The NRA Sports 3 Gun Experience event and point of contact will be published on NRA's website at: <https://nraday.nra.org/web/default.aspx>

Consider using a press release to get the word out in the local community about the event. Contact NRA Outdoor Recreational Programs at (800) 672-7435 (option 3) for more information.

NRA Staff Support

An NRA headquarters program specialist is available to assist each event director with the program development, logistics, ideas, and suggestions—everything possible to help ensure the success of each NRA Sports 3 Gun Experience event. If you need assistance, please call (800) 672-7435 (option 3) or email nrasports@nrahq.org.

Attendee Registration

A simple guideline for developing a reasonable event fee is to estimate the anticipated costs and divide by the number of participants you expect to accommodate. If the event fee is unrealistic, either costs must be cut or the number of participants must be increased.

An event is usually an all day affair and the services club members are providing, talent, expertise, instruction, range use, gun loan, ammunition, lunch, literature, and memorabilia are extremely valuable. Do not minimize that. Participants expect and are willing to pay for things of value. Give consideration to a youth fee, adult fee, a family fee, a pre-registration fee, or an on-site fee. In Appendix 5 (page 17), there is an NRA Sports 3 Gun Experience event on-site registration form. Please feel free to use copy this form for your events.

Facility

The club's facility should have the basic essentials including shelter, drinking water, and restrooms. Even though most events will occur outside, adequate cover should be available in case of inclement weather. The club should consider renting tents, canopies, and portable toilets.

Range Layout

The diagram below is an example of how to design your course of fire for an NRA Sports 3 Gun Experience event. It is recommended on outdoor ranges that you have a backstop that is 20 feet high and a side berm on the right and left (connecting with the backstop) at 8 feet high. Depending on what targets you are using, it is recommended that the rifle targets should not exceed 20 feet from where the shot is fired. The pistol and shotgun targets are not to exceed 15 feet from where the shot is fired.

When setting up your 3-Gun course, remember that the course of fire can be shot in any order (rifle/pistol/shotgun) if you are using self resetting targets. If you are using manual resetting targets, it is recommended that your course of fire moves forward so it can allow for targets to be reset which will allow you to minimize any change over period.

To add a challenge to your event, you can include "no shoot" targets. These targets are typically red and the participant cannot shoot at them. If a "no shoot" target is shot, it counts as a penalty.

The set up of a course is at the discretion of the event director and is only limited by the range being utilized. The order of engagement (rifle/pistol/shotgun) is flexible.

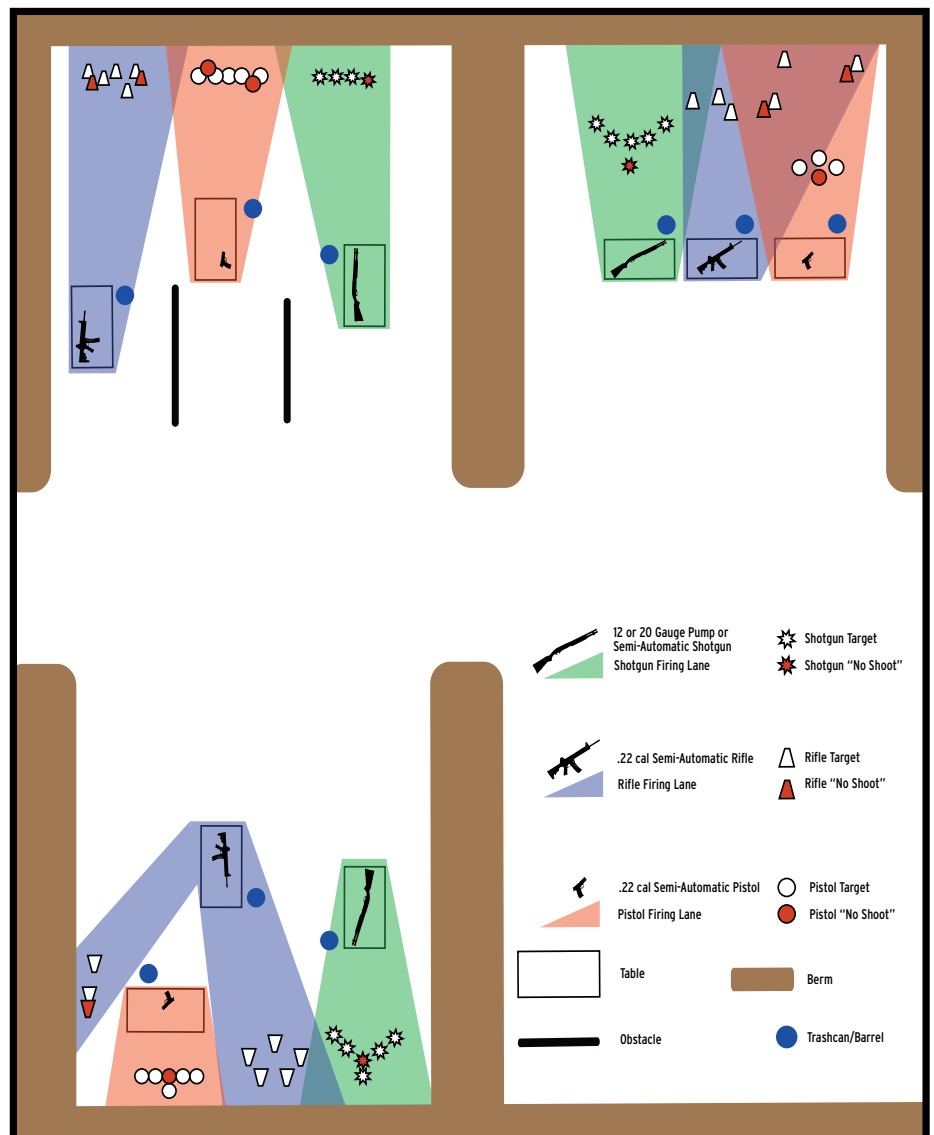
See Appendix 1 (page 13) for safety information.

Employ the use of obstacles and start at rifle, move to pistol, finish at shotgun.

Use an in-line formation and start at shotgun, move to rifle and finish at pistol.

or

Use a staggered forward formation and start at rifle, move to shotgun and finish at pistol.



Please view our 3 Steps to 3-Gun video at: <http://nrasports.nra.org/3-gun-shooting-events.aspx> for more information.

Management

How will the event be managed?

- All shooters will be required to attend a safety briefing prior to shooting the event. An example of a safety briefing is in Appendix 1 (page 13).
- Will attendees be able to shoot the event more than once?
- Will you have both an NRA Sports 3 Gun Experience .22 and AirSoft event?
- Make sure everyone who has participated in the event follows hygiene protocol (i.e. washing hands and face).
- Check to be sure you comply with all federal, state and local firearm laws at www.nraila.org

Equipment

It is recommended that all equipment be provided by the hosting club for first-time participants or you may request participants to bring any or all of these items.

Personal	Safety	Range	Firearm
Water	Water	Communication Device	Semi Automatic .22 Rifle
Eye/Ear Protection	Waiver	Spray Paint	Semi Automatic .22 Pistol
Waiver	Medical Kit	Barricades	Semi Automatic/Pump 12 or 20 gauge Shotgun
	Range Safety Poster	Sponsor Banners	AirSoft Rifle
	Ballistic Cloth	Tables (1 per station)	AirSoft Pistol
	(Indoor AirSoft Event)	Steel Targets for .22	AirSoft Shotgun
	Range Flag	Target Stands	Ammunition (as appropriate for equipment used)
		Targets for AirSoft	
		Timers	
		Clipboards & Pens	
		Photographic Releases	
		Media Releases	
		Scoresheets	
		Trash Can or Bucket	

Purchasing Firearms for 3 Gun Experience

Some of the things you should consider when shopping for NRA Sports 3 Gun Experience firearms (whether it be for .22 or AirSoft) is the intended use, cocking force (AirSoft), accuracy level, and the amount you plan to spend. This program is intended for youth and novice shooters. We highly recommend providing the firearms for all event activities. You will want to make sure that the firearms are affordable, reliable, and can withstand long periods of shooting. Don't be afraid to contact the manufacturers about the types of firearms that you would like for your event. Consider applying for an NRA Foundation Grant to obtain different types of firearms and support materials for your event as well. Refer to page 11 for more details.

Target Selection

When planning your event, make sure that your targets are appropriate for the equipment being used. The versions of this program (.22 Rimfire and AirSoft) have different requirements and the equipment being used for the events should be planned for accordingly. A vendor list is available in Appendix 10 (page 22).

Questions to ask:

1. What distances will be used for each target?
2. How many shooters do you anticipate will attend?
3. AirSoft: Are your targets designed for Automatic Electric Guns (AEGs), Gas, or Spring Operated guns?
 - a. Do the spring operated shotguns fire one or multiple BB's?
 - b. Can the participants pull back the spring power shotguns?


NOTE: If the range is for .22 firearms, the targets must be made of a ballistic appropriate material and able to move to help deflect the energy of the projectile in a safe direction.

Target Construction

For AirSoft targets, any solid material may be utilized. Plexiglas, sheet aluminum and plywood are a few of the possible selections. The construction will be based on the purpose of the target. The material must be able to be quickly cleaned between rounds. If it is to fall on impact the only requirement is that the target body be hinged at the base. Careful consideration should be paid to the angle of the target to ensure that none of the 6mm BB's or .22's travel back toward the firing line.

Budget

When it comes time to prepare for purchasing the items needed for an NRA Sports 3 Gun Experience event, you will want to make sure you create a budget. A sample budget worksheet for the .22 and AirSoft programs are provided for your reference.

 BUDGET WORKSHEET			
<i>NRA Sports Budget Worksheet (3GE .22)</i> <i>*** Rates are subject to change***</i>			
Description of Item	Cost/Item	# of Items	Total Cost
Rimfire Plate Rack	225.00	2	450.00
Challenge Target GS-PT2827-RF	118.99	4	475.96
Challenge Target SNS-800002-R	118.99	3	356.97
Federal .22LR Ammo (5,000 per case)	168.00	2	336.00
Smith & Wesson M&P 15-22	499.00	1	499.00
Smith & Wesson M&P 22	419.00	1	419.00
Remington 870	389.00	1	389.00
Smith & Wesson M&P 15-22 Magazines	16.99	5	84.95
Smith & Wesson M&P 22 Magazines	26.99	5	134.95
Total Budget			\$_3,145.83_____

Comments : This budget is one bay set up only. If doing multiple bays, quantities and rates are subject to change. You will need to budget for miscellaneous items such as spray paint, ear protection, stakes and rope, trash cans for placing empty guns, tables, canopies, chairs, signage, and building supplies for barricades.

Budget (Continued)



BUDGET WORKSHEET

NRA Sports Budget Worksheet (3GE AirSoft)

**** Rates are subject to change****

Description of Item	Cost/Item	# of Items	Total Cost
ICS CAT 002 Custom Rifle	199.95	1	199.95
KWA Mark III Pistol Green Gas	164.95	1	164.95
Multi-Shot Combat Tactical Shotgun	59.90	1	59.90
KWA Mark III Magazines - Green Gas	29.99	4	119.96
UTG M3 Multi-Shot Shotgun Shell Cartridges 6pk	14.95	1	14.95
9.6v Battery for AirSoft Rifle	24.95	1	24.95
Kings Arms 6mm BBs 5,000rds	19.99	1	19.99
Kings Arms Green Gas 8oz, 12ct	16.99	1	16.99
Bam AirSoft Steel Challenge Set	199.95	1	199.95

Total Budget

\$_821.59_____

Comments : This budget is one bay set up only. If doing multiple bays, quantities and rates are subject to change. You will need to budget for miscellaneous items such as spray paint, ear protection, stakes and rope, trash cans for placing empty guns, tables, canopies, chairs, signage, and building supplies for barricades.

Grant Funding

The NRA Foundation is a 501 (c)(3) tax-exempt organization that raises tax-deductible contributions to support qualified educational, training and developmental programs. The *Friends of NRA* program raises money through dinners and auctions. Half of the monies raised are utilized by The NRA Foundation nationally, with the other half used for grants to qualified organizations in the state in which the money was raised. Each state has a *Friends of NRA* State Fund Committee that reviews grant applications and recommends grant funding to The NRA Foundation's Board of Trustees for final review.

For more information about grants or to apply online visit <http://nrafoundation.org/apply-for-a-grant.aspx> or contact The NRA Foundation at (800) 423-6894.

Event Sponsors

Your club should also think about ways to obtain donations and financial support year round. Use your sign-in sheets from previous events, as well as businesses and suppliers, to identify and solicit sponsorships for your upcoming events. Local charitable organizations, firearms industry manufacturers and even individual club members, are also potential sources to seek out donations and other funding.

Insurance

Make sure to contact your insurance provider to determine if a special event rider needs to be issued to cover this event as you may have individuals from outside of your organization attending. Don't have insurance?

As an NRA affiliated club, you can gain access to the NRA Endorsed Insurance program.

Contact them at (877) 487-5407 for a free no-obligation quote today!

Coverage Includes:

Property

Covers direct physical loss or damage to property rented, leased, or owned by your club. This includes buildings, money and securities, business or personal property of others and losses incurred by employee theft or negligence.

General Liability

Provides various limits of liability for clubs up to \$1,000,000 per occurrence, \$2,000,000 aggregate. Coverage includes bodily injury and property damage, personal and advertising injury, as well as miscellaneous medical payments to others. Members are included as insured.

Optional Coverage

Business income, boiler and machinery, glass, computer, valuable papers and records, accounts receivable and more.

Releases

Advice from local legal counsel should be sought on the development of statements pertaining to event liability waivers and hold harmless agreements. Medical releases should also be drafted according to the guidelines needed by local hospitals, doctors, and emergency medical technicians to treat patients. You will need to draft a document that contains both a parental statement for participants under 21 years of age, and a release, granting permission to use any pictures or video taken during an NRA Sports 3 Gun Experience event for advertising, promotion or other purposes.

Please view Appendix 4 (page 16) for a Sample of the NRA Sports Hold Harmless Agreement.

APPENDIX 1

Safety Briefing

When conducting an NRA Sports 3 Gun Experience you will want to make sure all participants go through a safety briefing. The safety briefing should be about 5 minutes long. Any longer and the participants will not remember what was said. To conduct a good safety briefing, remember the 5 steps listed below.

The Standard Range Safety Briefing Steps are:

1. Purpose of the Shooting Event
2. Range Layout and Limits
3. Range Safety Rules
4. Firing Line Commands
5. Emergency Procedures

Example Safety Briefing

Purpose

(Introduce yourself and the staff. Inform all shooters what occurs during live fire.) This event will provide an introduction and familiarization for 3-gun competition. This event is for inexperienced and intermediate shooters. The course of fire may vary, based on location and available range facilities.

Layout and Limits

- Discuss limits and layout of the range. Point out where the spectator area is located. There should also be a holding area set aside where participants can wait for their turn to shoot.
- Demonstrate how to operate each firearm.
- Show the participants which targets are designated for each firearm they are shooting.

NRA Safe Gun Handling Safety Rules

ALWAYS keep the gun pointed in a safe direction.

ALWAYS keep your finger off the trigger until ready to shoot.

ALWAYS keep the gun unloaded until ready to use.

Site Specific Rules

Firing Line Commands

When creating firing commands they must be simple and clear. Whatever the commands, ensure that all participants know and understand what they mean and what is expected of them. Depending on the range environment, make use of a loud speaker system to clearly communicate with those that are on the firing line.

Here is a possible firing command sequence:

- | | | |
|---|---|---|
| 1. "Range is hot" | 5. "Shooter indicates
he/she is ready" | 9. "Time" |
| 2. "Shooter do you understand the
course of fire?" Y/N | 6. "Standby" | 10. Time is read off the timer |
| 3. "Make ready" | 7. "Start" or timer tone | 11. "Range is cold" |
| 4. "Are you ready?" Y/N | 8. Stage end when last shot fired | Command to staff only
- "Reset Stage" |

Emergency Commands

"Stop"

"Cease Fire"

Emergency Procedures

In the event of an emergency, all shooting must cease. All staff must be aware of the emergency plan.

APPENDIX 2

First Aid and Emergency Planning


While no one wants an injury or emergency to occur during an event, being prepared is crucial. If your club or range does not have a first aid kit, one should be purchased and placed in a centrally located area accessible to everyone, such as a clubhouse. You may also choose to have a designated first aid station or ask a local Rescue Squad to send a trained paramedic to your event for the day if none of your instructors or volunteers are First Aid or CPR certified.

Your range or club may have an emergency plan already in place, but if not, all staff and volunteers should review the steps for responding to an emergency found in the NRA Range Safety Officer Study Guide. To obtain a Range Safety Officer Study Guide, individuals must attend the Range Safety Officer course. These courses are taught by Chief Range Safety Officers. Scheduled courses can be found at www.nrainstructors.org.

Emergency plans should also include designated areas for shelter in the event of weather-related emergencies. All staff and volunteers should be made aware of your emergency plan as well as the location of your first aid kit and/or the people responsible for administering first aid.

Establish procedures for everyone to follow in case of an emergency

- Take charge of the situation
- Call for help, if required
- Render Aid, within scope of training
- Direct help to location
- Take notes (Reports)



APPENDIX 3

Checklist

Prior to the event make sure that you have a plan as to how the event is going to run, how targets will be set, who will be volunteering and what tasks they will be doing, firearms are in working order and backup guns are available, and have plenty of ammunition for the .22s, Shotguns and/or AirSoft.

90 Days Prior

Register your event with NRA Outdoor Recreational Programs
Develop schedule for event(s) for the day
Recruit volunteers
Design Range Layout
Order all necessary targets, ammunition, firearms and other event support material

60 Days Prior

Develop and mail advertisements for upcoming event to club members
Print and distribute flyers in local clubs, community centers and businesses

30 Days Prior

Develop and send advertising to area media outlets to promote upcoming event
Send first of two email blasts to club members

2 Weeks Prior

Confirm times and assignments with volunteers

One Week Prior

Send second email blast to club members
Set course of fire
Make sure all firearms and ammunition are in working order

Event Day

Registration of attendees, range safety briefings with staff and participants

APPENDIX 4

Sample Release, Waiver, Indemnification, Hold Harmless, and Assumption of the Risk Agreement

THIS SAMPLE AGREEMENT IS NOT DRAFTED WITH ANY STATE-SPECIFIC LAW OR SET OF FACTS AND CIRCUMSTANCES IN MIND. THIS SAMPLE IS NOT PROVIDED AS LEGAL ADVICE AND IS NOT TO BE USED AS A SUBSTITUTE FOR LEGAL COUNSEL. YOU SHOULD CONSULT WITH AN ATTORNEY LICENSED TO PRACTICE LAW IN YOUR JURISDICTION WHO CAN PROVIDE YOU WITH LEGAL COUNSEL, INCLUDING A REVIEW OF THIS SAMPLE, AND SUGGEST ANY CHANGES THAT MAY BE ADVISEABLE GIVEN YOUR PARTICULAR NEEDS. IF YOU NEED AN ATTORNEY REFERRAL, PLEASE CONTACT THE NRA OFFICE OF GENERAL COUNSEL DIRECTLY AT 703.267.1250.

RELEASE, WAIVER, INDEMNIFICATION, HOLD HARMLESS, AND ASSUMPTION OF THE RISK AGREEMENT

WHEREAS, in return for participation in an NRA Sports 3 Gun Experience event ("Event"), and for other good and valuable consideration, the receipt and sufficiency of which is hereby acknowledged, the undersigned participant and the undersigned parent or legal or natural guardian of the participant if participant is a minor (collectively and individually, the "Undersigned") agree as follows:

1. The Undersigned, on behalf of themselves and the minor child, if applicable, hereby expressly assumes the risk of participating in or attending the Event which may include, but is not limited to, the discharge of firearms and the firing of live ammunition.
2. The Undersigned, on behalf of themselves and the minor child, if applicable, assumes sole responsibility and liability for any injury to the Undersigned and hereby releases, discharges, and waives any and all claims against, the National Rifle Association of America and any of its employees, directors, officers, agents, or volunteers (individually and collectively, "NRA") and the _____ and any of its employees, directors, officers, agents, or volunteers (individually and collectively, "Event Host"). The Undersigned, on behalf of themselves and the minor child, if applicable, furthermore agrees to release, indemnify, hold harmless, and defend NRA and the Event Host from and against any and all fault, liabilities, costs, expenses, claims, demands, lawsuits, or any other actions whatsoever arising out of, related to, or connected with the Event, any instruction related to the Event, the use or entering upon the premises of the Event Host, or any act or omission of the Undersigned, either individually or collectively. The Undersigned, upon notice from NRA or Event Host, shall defend the same at the Undersigned's expense by legal counsel satisfactory to NRA or Event Host, as applicable
3. The Undersigned acknowledges and agrees that he/she/they read, understand, and will at all times abide by all rules and procedures of the Event, NRA, and the Event Host, and, if applicable, will have their child do the same.
4. This instrument binds the Undersigned and the minor child, if applicable, and the executors, administrators, assignees, or heirs thereof.
5. This Agreement and any disputes arising under this Agreement involving NRA shall be governed by and construed under the laws of the Commonwealth of Virginia, or, if applicable, federal law. NRA and the Undersigned agree that all legal proceedings relating to the subject matter of this Agreement and involving NRA shall be maintained exclusively in courts sitting within the County of Prince William, the County of Fairfax or the City of Alexandria, in the Commonwealth of Virginia. The parties consent to and subject themselves to the personal jurisdiction of such courts and agree that jurisdiction and venue for any proceeding arising hereunder shall lie exclusively with such courts.
6. This Agreement is intended to be as broad and inclusive as permitted by law. Each provision of this Agreement shall be interpreted in such a manner as to be effective and valid under any applicable law, but if any provision of this instrument shall be prohibited by or invalid under such law, such provision shall be ineffective only to the extent of such prohibition or invalidity, without invalidating the remainder of such provision or the remaining provisions of this instrument.

IT IS AGREED:

PARTICIPANT:

PARENT OR LEGAL OR NATURAL GUARDIAN OF PARTICIPANT:

Signature

Signature

Print Name

Print Name

Date

Date

APPENDIX 5

Sample Registration Form



On-Site Registration Form

HOST – DATE

Last Name _____ First Name _____

Mailing Address _____

City _____ State _____ Zip Code _____

Telephone _____

Email Address _____

Club _____ / Range _____ / Agency _____

How did you find out about the event?

Emergency Contact _____

Telephone Number _____

Presented by:



Smith & Wesson®

APPENDIX 6

Photo Release

PHOTO RELEASE

I hereby irrevocably consent to and authorize the use, publication, and reproduction at any time by the National Rifle Association of America and its assign(s), of any and all photographs, video, or electronic images, with or without audio, taken of me and/or the minor child, as a parent or guardian, with or without names, for any use, including composite or distorted representations, promotion, advertising, or any other purpose whatsoever, and I hereby waive any claim or right arising out of such use, publication, or reproduction, including but not limited to any right of privacy. This release is binding upon the legal representatives, heirs, and assigns of myself and of the minor child, if applicable.

The above representations, covenants, and warranties I make on behalf of myself, and, if applicable, the minor child, and any and all guardians and parents of the minor child.

Signature: _____

Name: _____

Address: _____

City: _____

State: _____

Zip: _____

Date: _____

Child's Name: _____

APPENDIX 7

Budget Worksheet

This budget worksheet is for the event director/club use.

Description of Item	Cost/Item	# of Items	Total Cost
1			
2			
3			
4			
5			
6			
7			
8			
9			
10			

APPENDIX 8

Sample Event Flyer



Presents:

NRA **3Gun** **SPORTS** **Experience**

Date:

Time:

Place:

Fee:

Open to Ages:

Requirements:

On-site services:

What to bring:

-
-
-

What not to bring:

-
-
-

Directions:

For More Information Contact:



APPENDIX 9

Terminology

- **.22 LONG RIFLE** – is the standard .22 rimfire cartridge for target rifle and pistol use. It can be loaded to supersonic muzzle velocities with light bullets, but for target shooting it is usually just subsonic with a 40 grain bullet.
- **AIRSOFT** – are pneumatic powered firearm replicas that function like real firearms, used for training and recreation.
- **AIM** - The process of aligning the gun with the target, usually by means of the sights.
- **BACKSTOP** – a structure made to stop or collect the projectiles that impact it.
- **BAY** – is square or rectangular area that is surrounded by two side berms and a backstop.
- **BALLISTIC CLOTH** - is a thick, tough, synthetic nylon fabric that is used to stop or slow down projectiles that impact it. Used as a backstop for AirSoft.
- **BARRICADE** – a structure or object used to shoot from, behind, or use for stability to help or hinder the shooters ability to make the shot.
- **BERM** - on an outdoor shooting range, a large pile of dirt that functions as a backstop.
- **BOLT** - the mechanism of some firearms that holds the cartridge in place during the firing process.
- **CEASE FIRE** – means to stop firing, remain in position, keep the muzzle pointed downrange, remove the finger from the trigger, place the rifles' mechanical safety on "safe", repeat the command to other shooters to hear, and wait for further instructions from the Certified Range Safety Officer.
- **CENTERFIRE** – is an ammunition cartridge that is fired by the striking of a hammer or firing pin upon a cap or primer at the center of the base.
- **COURSE OF FIRE** – is a predetermined direction as to how and where the shots will be taken.
- **DOWN RANGE** - the area of a gun range, towards the targets, where firearms are pointed when they are fired.
- **EXTERNAL SAFETY** - a device found on the outer surfaces of the firearm and accessible to the user. The firearm's safety is a mechanical device that can potentially fail. Shooters must maintain safe practices to truly be safe with firearms.
- **FIRING LINE** - a line, either imaginary or marked, from which people shoot their firearms down range.
- **MAGAZINE** - a device for holding ammunition ready for loading into the chamber of a repeating firearm.
- **NO SHOOT TARGET** – a target down range that is either painted red or black that should not be engaged. If a no shoot target is shot it is a procedural penalty.
- **RANGE IS COLD** – is the term used when the firing line is safe and people may move freely about the range, firearms may not be handled while anyone is forward of the firing line.
- **RANGE IS HOT** – is the term used when shooters are on the firing line preparing to shoot, eye and ear protection is worn, and non-authorized persons are behind the ready line.
- **RIMFIRE** – is an ammunition cartridge that is fired by the striking of a hammer or firing pin upon the rim of the casing where the primer is distributed.
- **SELF-RESETTING TARGETS** – are targets that are designed to reset back to its original stance after being shot; by use of springs, weights or wires.
- **SEMI-AUTOMATIC** - a firearm designed to fire a single cartridge, eject the empty case and reload the chamber each time the trigger is pulled.
- **STAGE** – is a segment of firing with its own course of fire, time restraints and target layout set by the event program. Multiple stages can be incorporated into an event.
- **STAND BY** – is a command given to the shooter to wait, with firearm loaded and safety on, for the command to start the course of fire, given verbally or by a shot timer.
- **TARGET ENGAGEMENT** – is a specified sequence in which you shoot the targets. Usually set by the course of fire in the event program or by the event director.

APPENDIX 10

Vendor List

Target Manufacturers

Action Target

3411 S. Mountain Vista Parkway
Provo, UT 84606
Phone: 801-377-8033
Toll Free: 888-377-8033
Fax: 801-377-8096
Email: support@actiontarget.com
Website: www.actiontarget.com

Challenge Targets

PO BOX 75040
Ft. Thomas, KY 41075
Phone: 1-800-859-5841 ext# 15
Email: sales@challengetargets.com
Website: www.challengetargets.com

MGM Targets

17891 Karcher Rd.
Caldwell, ID 83607
Phone: 208-454-0555
Toll Free: 888-POPPER1 (767-7371)
Fax: 208-454-0666
Website: www.mgmtargetes.com

Tactrainers

2012 Downrange Blvd.
Fresno, California 93720
Phone: 559-451-1132
Email: instructor@tactrainers.com
Website: www.tactrainers.com

Tech Valley Technologies

267 Ballard Rd Ste 2
Wilton, NY 12831
Phone: 518-584-8899
Email: info@techvalleytech.com
Website: www.techvalleytech.com

Varmint Targets

4500 Victory Drive
Marshall, TX 75672.
Phone: 903-407-8269
Email: larry@fabriman.com
Website: www.varminttarget.com

Airsoft Suppliers

C.A.T Command Airsoft Technologies

125 Wes Walker Memorial Dr.
Ball Ground, GA 30107
Phone: 770-704-7949
Fax: 770-720-7861
Email: sales@catairsoft.com
Website: www.commandairsoft.com

Airsoft Megastore

100 N Providence Rd, Unit A
Chesterfield, VA 23235
Phone: 818-495-6502
Email: support@airsoftmegastore.com
Website: www.airsoftmegastore.com

Pyramyd Air

5135 Naiman Parkway
Solon, OH 44139
Phone: 888-262-4867
Fax: 216-896-0896
Email: sales@pyramydair.com
Website: www.pyramydair.com

Crosman

7629 Routes 5 & 20
Bloomfield, NY 14469
Phone: 1-800-7AIRGUN (724-7486)
Website: www.crosman.com

Firearm Manufacturers

Smith & Wesson

2100 Roosevelt Avenue
Springfield, MA 01104
Phone: 1-800-331-0852
Email: qa@smith-wesson.com
Website: www.smith-wesson.com

Remington Arms Company

870 Remington Drive
P.O. Box 700
Madison, NC 27025-0700
Phone: 1-800-243-9700
Email: info@remington.com
Website: www.remington.com

Ammunition Manufacturers

Winchester Ammo

427 North Shamrock
East Alton, IL 62024
Website: www.winchester.com

Federal Premium Ammunition

900 Ehlen Dr.
Anoka, MN 55303
Phone: 1-800-322-2342
Fax: 763-323-2506
Website: www.federalpremium.com



Challenge Targets
 (www.challengetargets.com),
 a target manufacturer,
 offers discounts for
 NRA Clubs and Ranges
 who are putting on
 NRA 3 Gun Experience Events.



Model:
 SNS-80002-R
Recommended Use:
 Shotgun Stages (Can also be used as a centerfire rifle target)

Description:
 Spring loaded design provides audio and visual feedback

Specifications:

- Assembled length: 30" tall
- Circle Size: 8" Diameter
- Target Plate: 3/8" thick AR500 steel
- Ground Stake: 1/4" steel with powder coat finish

MSRP: \$139.99
NRA Club Discount: \$118.99 (Save 15%)

* Additional discounts available to qualified resale dealers



Model:
 GS-PT2827-RF
Recommended Use:
 .22 Rimfire Pistol & Rifle Stages

Description:
 Paddle reliably flips to opposite side with each good shot

Specifications:

- Assembled length: 30"-50" (2x4 wood post not included)
- Circle Size: 4" Diameter
- Target Plate: 1/4" thick AR500 steel
- Ground Stake: 1/4" steel with powder coat finish

MSRP: \$139.99
NRA Club Discount: \$118.99 (Save 15%)

* Additional discounts available to qualified resale dealers



Model:
 GS-ARP-80038-RF
Recommended Use:
 Rimfire Pistol & Rifle Stages

Description:
 Spring loaded target falls back and resets automatically

Specifications:

- Assembled length: 23" tall
- Circle Size: 5" Diameter
- Target Plate: 3/16" thick AR500 steel
- Ground Stake: 1/4" steel with powder coat finish

MSRP: \$89.99
NRA Club Discount: \$76.49 (Save 15%)

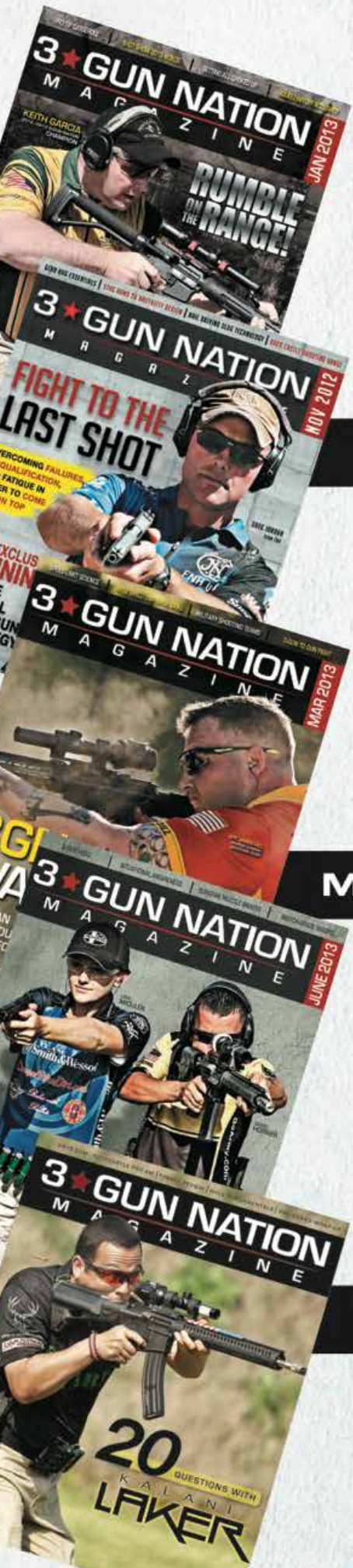
* Additional discounts available to qualified resale dealers

Varmint Targets
 are self-resetting,
 resealable targets used
 for rimfire firearms.
 For more information
 regarding Varmint Targets
 please contact the phone
 number below.





VARMINT TARGET
 Exercise your trigger finger...
 Not your legs.
 903.407.8269 LARRY@FABRIMAN.COM



SUBSCRIBE.

No matter how well or how much you shoot, having six (6) issues of **3-Gun Nation Magazine** delivered to your doorstep throughout the year will keep you up to speed on the newest gear, latest news and best techniques and tips from the pros. Nobody has their finger on the pulse of everything 3-Gun like 3-Gun Nation magazine.

3GUNNATION.COM/SUBSCRIBE

JOIN.

Joining the 3-Gun Nation Club Series allows you to compete against thousands of shooters just like you across the country and even across the globe. With opportunities at clubs nationwide to earn guns, gear, and prizes, (not to mention an invitation to the 3GN Pro Series Qualifier match) its the most valuable membership around!

MEMBERSHIPS.3GUNNATION.COM

SHOOT.

Do you run a shooting club? Do you volunteer at a local match? **Do you want to start a 3-Gun match at your local club?** If the answer is YES to any of these questions contact 3-Gun Nation Club Series Directors Charles Sole or Tennille Chidester today! charles@3gunnation.com OR tennille@3gunnation.com They are here to help you get started!

WWW.3GUNNATION.COM

COME ON MAN! JUST DO IT ALREADY!



NRA 3GE Airsoft Exclusive



KWA M1911 PTP PISTOL
REALISTIC BLOWBACK
ADJUSTABLE HOP-UP

We've got the experience to help with your Experience.

Pyramyd Air offers everything you need for your 3GAS Experience. Keep the competition exciting with our full selection of airsoft shotguns, rifles, pistols & accessories. Contact us today!

Pyramyd Air.

You take care of your competitors. We'll take care of the rest.



UTG MULTI-SHOT COMBAT TACTICAL SHOTGUN
3 BBS PER SHOT | GREAT POWER & ACCURACY

Mention Promo Code **NRASport14** when placing your order. Get product discounts & earn club rebates.

888-262-GUNS | WWW.PYRAMYDAIR.COM/3GUN

HELD IN HIGH REGARD



The M&P®15 series gives you the control and comfort you need to stay on target. This lightweight modern sporting rifle offers a 6-position buttstock to adjust your length of pull, barrels that offer superior accuracy, and customizable sights. These features help you focus on just one thing – taking your best shot.

See the full M&P® Series at www.smith-wesson.com/mprifle



M&P® 15T
5.56mm NATO

LIGHTWEIGHT • ACCURATE

M&P
by **Smith & Wesson®**